

visicolor® Powder Pillows

Nitrate

Reagent set for the photometric determination of the nitrate content in water samples.

Measuring range:

1–50 mg/L NO₃-N
5–220 mg/L NO₃

Method:

Photometric determination of the nitrate content using the zinc reduction method under formation of an azo dye.

Hazard warning:

Information regarding safety can be found on the box' label and in the safety data sheet. You can download the SDS from www.mn-net.com/SDS.

Procedure:

Requisite accessories: 2 test tubes 16 mm OD (REF 91680) or 2 test tubes 24 mm OD (REF 936101)

- 1 Rinse test tube several times with sample (pH value of sample must be between pH 2 and 12)

Blank (optional):

- 2 Fill one test tube with 5 mL of sample
- 3 Clean test tube
- 4 Place test tube in photometer as blank value and adjust for zero

Sample:

- 5 Fill another test tube with 5 mL of sample
- 6 Add content of 1 Powder Pillow Nitrate
- 7 Close test tube and instantly shake vigorously and evenly for 1 min
- 8 Wait for 5 min
- 9 Invert the tube once back and forth 15 s before the end of reaction time and let solid settle
- 10 Clean test tube
- 11 Wait for 15 s
- 12 Measure

Measurement:

See manual for all MACHERY-NAGEL photometers.

The measurement against a reagent blank is recommended for most precise results. Fill a test tube with 5 mL distilled water and proceed as described under "Sample", then use this tube as blank value.

After use, rinse out test tubes thoroughly and seal them.

This method is suitable for the analysis of sea water.

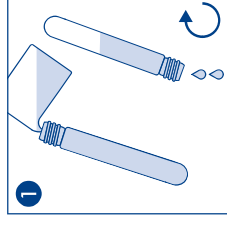
Interferences:

Large amounts of Fe³⁺, NO₂⁻, oxidizing or reducing agents.

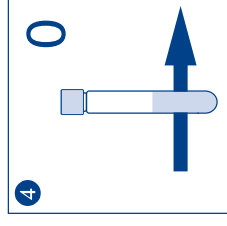
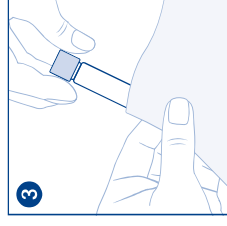
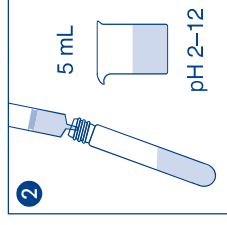
Disposal of samples:

Information regarding disposal can be found in the safety data sheet. You can download the SDS from

www.mn-net.com/SDS.



Blank (optional):



Sample:

